


# *gage* 2000™

THE ULTIMATE  
FLEXIBLE  
MEASURING  
SYSTEM



 **ood brown & sharpe™**

*shaping the future of measurement*



# GAGE 2000 R WILL CHANGE THE WAY YOU MEASURE

All-aluminum construction improves thermal, dimensional/torsional, and geometric stability.

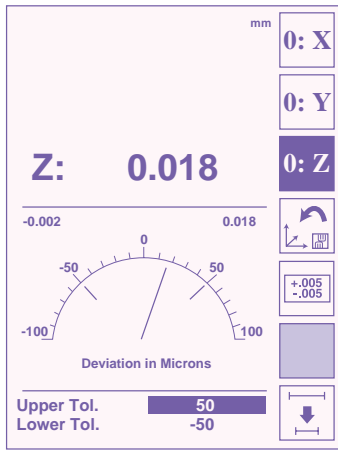
ZMouse Control permits full system control from the Z-axis to speed set up and measurement routines.

Shop-hardened control unit features a PCMCIA "Smart Card" 32-bit RISC processor serial output/parallel port

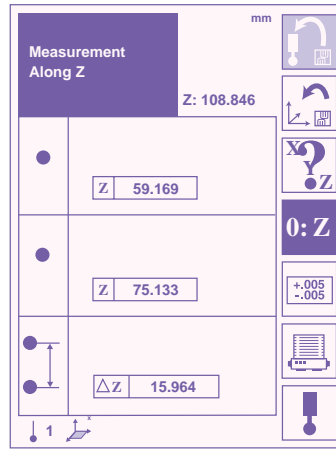
The specially-designed GAGE 2000 R control interface provides push-button access to sophisticated data display and analysis. Adjustable mounting allows ergonomic positioning for operator comfort.

Optional printer and heavy-duty stand give GAGE 2000 R added flexibility in any inspection application.

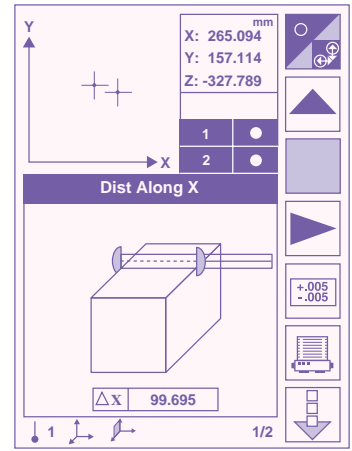
goode brown & sharpe



GAGE 2000 R is a Dial Indicator

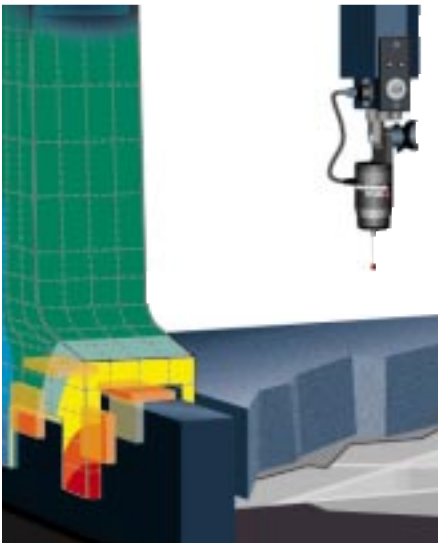


GAGE 2000 R is a Height Gauge



GAGE 2000 R is a Caliper

*Computer design techniques, including Finite Element Analysis (FEA) and Modal Analysis, reduce structural deflection and the effects of vibrations and thermal variations on machine performance.*

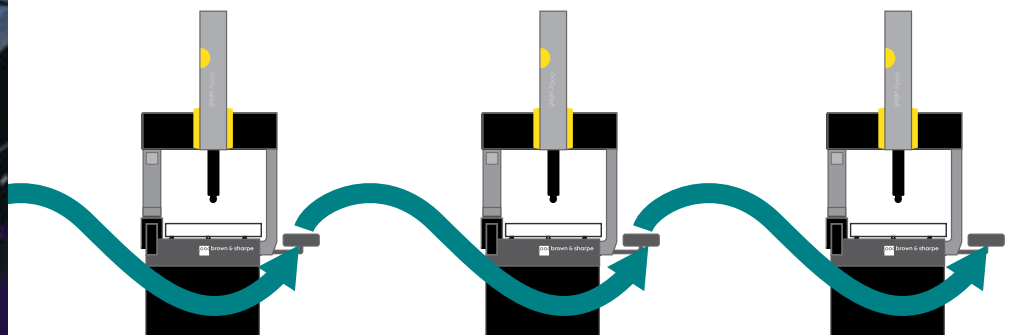


The GAGE 2000 R Series Measurement Station from Brown & Sharpe replaces conventional precision hand tools and gages in virtually all production measuring and inspection applications—and, provides automatic data collection and analysis. GAGE 2000 R is unique because you can use it as a caliper, height gage, or dial indicator, and even a full-featured coordinate measuring machine with scanning capability. It can perform any measurement function you need, from a stand-alone, walk-up station for first piece inspection, layout inspection and tool set-up, to a flexible gage that can handle workpiece sizes up to 457 mm X 508 mm X 406 mm (18" X 20" X 16"). In addition, with its manual scanning capability, GAGE 2000 R performs reverse engineering applications.

## DIMENSIONAL MEASUREMENT HAS NEVER BEEN EASIER, OR FASTER

Measure the dimensions of a workpiece with the GAGE 2000 R, by simply selecting the measuring tool you need (caliper, height gage, dial indicator, CMM, etc.), then just touch the probe to the part feature. There are no time-consuming setups. GAGE 2000 R software identifies and draws the part feature on the 1/4 VGA monitor, automatically compares its dimensions to nominal, and tells you if you're out of tolerance. An optional utility converts probe center points to standard CAD formats, such as DXF and IGES, for reverse engineering applications, or to accurately define and document the results of your manufacturing process. To speed repetitive measuring tasks, and transfer inspection programs from one GAGE 2000 R system to another, use the PCMCIA "Smart Card."

*The ability to transfer the PCMCIA card from the programming source to satellite GAGE 2000s adds system flexibility.*



## INDIVIDUALIZED SERVICE AND SUPPORT ASSURES OPTIMUM PERFORMANCE

Count on Brown & Sharpe's world class service and support for your GAGE 2000 Measurement Station. The Brown & Sharpe application engineer assigned to install your system will also conduct operator training sessions, and will serve as your service contact.

Choose the training level that best suits your needs, from introductory courses to in-depth study of GD&T and advanced part programming for experienced operators. This integrated, individualized approach to service and support assures that you always have access to someone who knows and understands your unique measurement and inspection requirements, right from the start.

## GAGE 2000 T EXPANDS YOUR ORGANIZATION'S COMMUNICATIONS CHANNELS

GAGE 2000T Series Measurement Stations combine powerful PC-based data handling with the WINDOWS™ operating environment to give you an analysis and control system that can handle a variety of sophisticated measurement and inspection applications. With TUTOR™ for WINDOWS™ software, the T Series is the perfect system for quality control/quality assurance operations where it's necessary to exchange information in a common format within the organization.

## GAGE 2000 P CONNECTS EFFORTLESSLY TO YOUR CAD SYSTEM FOR OFF-LINE PROGRAMMING

The GAGE 2000 P Series gives you an easy-to-use, direct link between your measuring machine and CAD data bases. P Series measurement stations are equipped with PC-DMIS™ for WINDOWS™ software that lets you use the original CAD data to create inspection programs. You can also digitize parts with the GAGE 2000 P Series and upload the dimensional data to your CAD system for reverse engineering applications. PC-DMIS for WINDOWS is a full-featured measurement and inspection software program that can help you handle your most difficult inspection jobs.

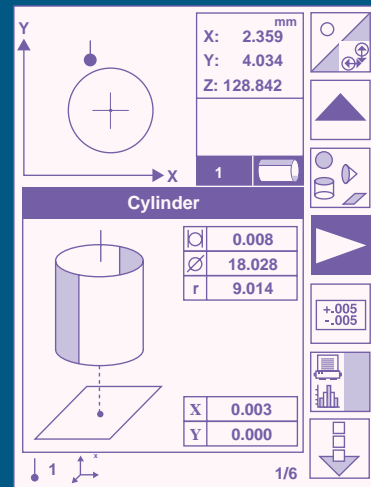
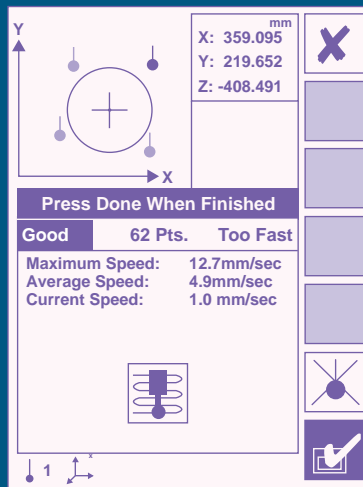
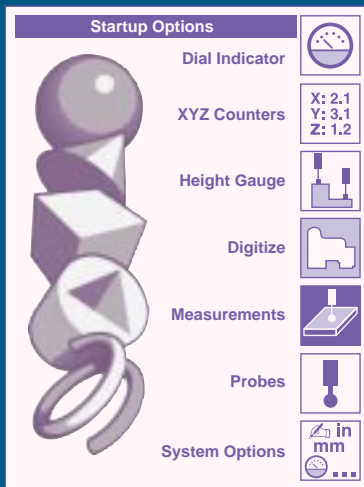
## THE BEST CHOICE FOR OFF-LINE PROGRAMMING

GAGE 2000T and P Series Measurement Stations are cost effective alternatives to dedicated off-line programming systems with 3D simulators.

With the T and P Series measurement stations you can construct the measurement program from CAD data, or the actual part, with no need for further editing.



# GAGING AS EASY AS...

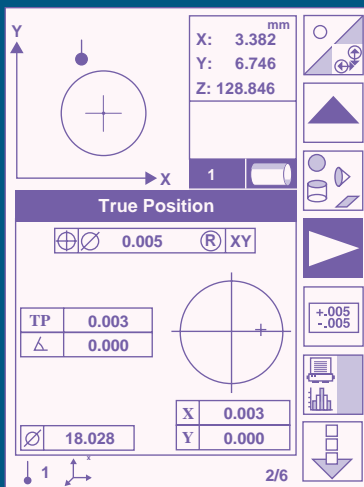


1. Just push "Measurements"


2. Scan a feature...  
GAGE 2000 R draws its picture and tells you if your probe technique is ok.

3. GAGE 2000 R automatically tells you what feature you touched... and displays its size and location.

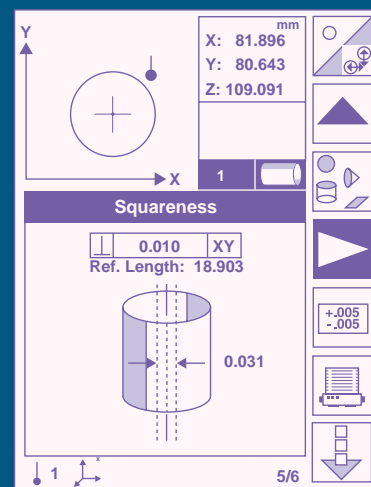
## ACCESS ALL DIMENSIONAL INFORMATION ABOUT THE FEATURE QUICKLY AND EASILY.



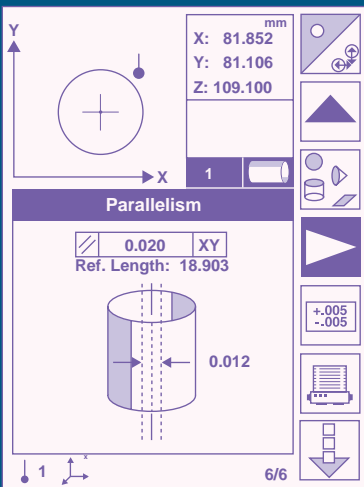
True Position



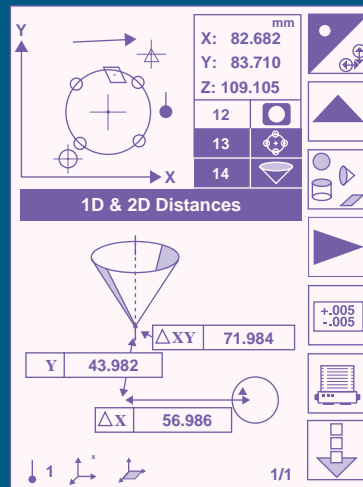
Polar Coordinates and Diameter



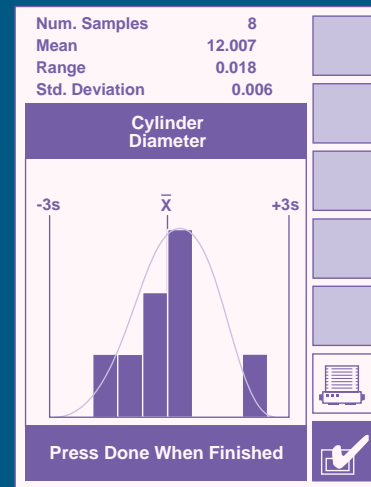
Squareness




Parallelism



Feature relationship



Print a copy of the measurement results, or select the statistics package.



ZMouse Control



Z Axis Bearings



Z Counter Balance



XYZ Fine Adjust




Encoder & Scales



Optional Table



PC for P and T Series



Series R Operator Interface




XYZ Axis Locks



Optional R series Stand



Y Axis Bearings



X Axis Bearings



Optional Printer

# GAGE 2000 R CAN SAVE YOU MONEY

The manual gaging package (listed below) costs \$15,890. One GAGE 2000 R Series Measurement Station replaced all of them for thousands less. You can reduce inspection time, too. A typical part with 4 bore diameters, a cylinder to wall perpendicularity, 8 length dimensions, and 3 true position callouts took Company A 16 minutes per piece using hand tools. At a labor rate of \$24 per hour, each piece cost \$6.40 to inspect, or, for 400 parts per month, \$2,560. Measuring the same part with the GAGE 2000 R took only six minutes per part at a cost of \$2.40 per piece, or \$960 per month for 400 parts. The savings are \$1,600 per month, \$19,200 per year.

## Typical Manual Gaging Package

4 Dial Indicators

Cadillac Reference Gage

Electronic Height Gage

18" X 24" Surface Plate

6" Digital Caliper

8" Digital Caliper

Gage Amp and LVDT Sensor

1" Micrometer

1-2" Micrometer

2-3" Micrometer

SPC Data Collector

Set of Pin Gages

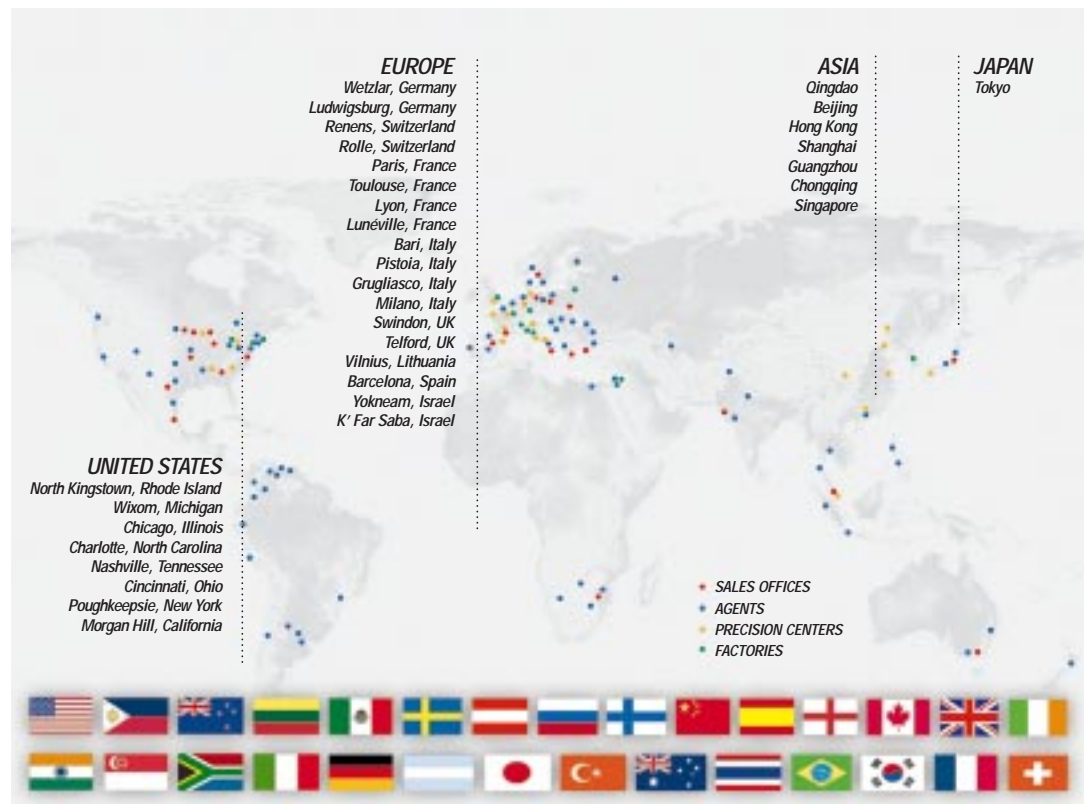
Misc. Stands and Gage Holders

# GAGE 2000 SPECIFICATIONS

Overall Dimensions:	Width	914mm	(36")
	Length	979mm	(39")
	Height	1575mm	(62")
Work Capacity:	X-Axis	559mm	(22")
	Y-Axis	750mm	(29.5")
	Z-Axis	483mm	(19")
Measuring Range:	X-Axis	458mm	(18")
	Y-Axis	510mm	(20")
	Z-Axis	406mm	(16")
Weights:			
Maximum load on table:		227kg	(500 lbs)
Machine weight:		180kg	(395 lbs)
Gross System (shipping weight):		395kg	(870 lbs)
B89 Performance Specifications (American Standard):			
Linear Displacement Accuracy:	X-Axis	5.0µm	(.0002")
	Y-Axis	5.0µm	(.0002")
	Z-Axis	5.0µm	(.0002")
Volumetric Performance:		10µm/325mm	
(Performance/Ball Bar Length):		(.0004"/12.8")	
Repeatability:		4.0µm	(.00016")
VDI/VDE Performance Specs (European Standard):			
	U1	4.0 + 4.0 L/1000µm	
	U3	4.0 + 5.0 L/1000µm	
L = The measured length expressed in mm			
Note: Test procedures, certification options, or additional performance characteristics provided upon request.			
ISO 10360-2 Performance Specs	E (µm)	4.0 + L/200	
	R (µm)	6.2	
JIS Performance Specs (Japanese Standard):			
	U1X	4.0 + 4.0 L/1000 ≤ 5.5µm	
	U1Y	4.0 + 4.0 L/1000 ≤ 5.6µm	
	U1Z	4.0 + 4.0 L/1000 ≤ 5.3µm	
	U3	4.0 + 5.0 L/1000 ≤ 7.2µm	
L = The measured length expressed in mm			
Note: Test procedures, certification options, or additional performance characteristics provided upon request.			
Display Resolution:		0.0001mm	(.000010")
Performance Environment:			
Standard Ambient Temperature:		20°C	(68°F)
Daily Temperature Cycle:		± 1°C	(± 1.8°F)
Superimposed Temperature Cycle:		± 1°C	(± 1.8°F) Min. 4 cycles/hour
Maximum Variation in System Space:		1°C	(1.8°F)
Utility Requirements:			
Air Supply Pressure (Minimum):		5.2 Bar	(75 psi)
Air Consumption:		31.5 L/min.	(1.13 CFM)
		@ 55 psi	
Voltage:		100-250 VAC	-10% +6%
Power Consumption:		30 VA	
Frequency:		47-63 Hz	
Current:		0.65 A Maximum	@ 90 VAC



All CMMs, Metrology Systems and Software manufactured at Brown & Sharpe's three global Measuring Systems' factories and the customer service and support throughout the network of regional Precision Centers are ISO 9001 certified.



**EUROPE**  
 Wetzlar, Germany  
 Ludwigsburg, Germany  
 Renens, Switzerland  
 Rolle, Switzerland  
 Paris, France  
 Toulouse, France  
 Lyon, France  
 Lunéville, France  
 Bari, Italy  
 Pistoia, Italy  
 Grugliasco, Italy  
 Milano, Italy  
 Swindon, UK  
 Telford, UK  
 Vilnius, Lithuania  
 Barcelona, Spain  
 Yokneam, Israel  
 K' Far Saba, Israel

**ASIA**  
 Qingdao  
 Beijing  
 Hong Kong  
 Shanghai  
 Guangzhou  
 Chongqing  
 Singapore

**JAPAN**  
 Tokyo

**UNITED STATES**  
 North Kingstown, Rhode Island  
 Wixom, Michigan  
 Chicago, Illinois  
 Charlotte, North Carolina  
 Nashville, Tennessee  
 Cincinnati, Ohio  
 Poughkeepsie, New York  
 Morgan Hill, California



**World Headquarters**  
 Precision Park, 200 Frenchtown Road  
 North Kingstown, RI 02852-1700  
 Tel: (800) 766-4673  
 (401) 886-2000  
 Fax: (800) 933-2937  
 (401) 886-2762  
 Internet: www.brownsandsharpe.com

**Brown & Sharpe DEA SpA**  
 Strada del Portone, 113  
 10095 Grugliasco (TO), Italy  
 Tel: 011 4025111  
 Fax: 011 7803254

**Brown & Sharpe GmbH**  
 Siegmund-Hiepe-Straße 2-12  
 D-35578 Wetzlar, Germany  
 Tel: 06441 207 0  
 Fax: 06441207 122

**Brown & Sharpe Qianshao**  
 11 Luoyang Road  
 Qingdao 266045, P.R. China  
 Tel: 86 532 486 2324/2534  
 Fax: 86 532 485 6427

Brown & Sharpe CMM products are available at the following Precision Centers.

**Brown & Sharpe – USA**  
 North Kingstown, RI  
 Tel: (800) 766-4673 Fax: (800) 933-2937  
 Elgin, IL  
 Tel: (847) 931-0100 Fax: (847) 931-1979  
 Wixom, MI  
 Tel: (248) 449-9400 Fax: (248) 449-7438  
 Charlotte, NC  
 Tel: (704) 525-0182 Fax: (704) 525-3154  
 Cincinnati, OH  
 Tel: (513) 942-0800 Fax: (513) 942-0804  
 Nashville, TN  
 Tel: (615) 331-0800 Fax: (615) 331-0875  
 North Kingstown, RI  
 (Aftermarket Services)  
 Tel: (401) 886-2949 Fax: (401) 886-2959  
 Wixom, MI  
 (Aftermarket Services)  
 Tel: (248) 449-9500 Fax: (248) 449-9559

**Brown & Sharpe – Mexico**  
 Garza Garcia, Mexico  
 Tel: 8 338 6272 Fax: 8 338 7968

**Brown & Sharpe – Europe**  
 Ludwigsburg, Germany  
 Tel: 07 141 8747 0 Fax: 07 141 8747 88  
 Wetzlar, Germany  
 Tel: 06441 207 0 Fax: 06441 207 122  
 Telford, United Kingdom  
 Tel: 01952 681300 Fax: 01952 681310  
 Swindon, United Kingdom  
 Tel: 01793 877633 Fax: 01793 877636  
 Vilnius, Lithuania  
 Tel: 02 771 848 Fax: 02 775 963  
 Grugliasco, Italy  
 Tel: 011 4025111 Fax: 011 7803254  
 Milan, Italy  
 Tel: 02 93549608 Fax: 02 93549609  
 Pistoia, Italy  
 Tel: 0573 364664 Fax: 0573 364663  
 Bari, Italy  
 Tel: 080 4670496 Fax: 080 4670495  
 Villebon-sur-Yvette, France  
 Tel: 01 69 31 84 00 Fax: 01 60 14 63 32  
 Toulouse, France  
 Tel: 05 61 71 37 74 Fax: 05 61 71 38 97  
 Lyon, France  
 Tel: 04 72 57 90 24 Fax: 04 72 57 90 27  
 Barcelona, Spain  
 Tel: 93 5946920 Fax: 93 5946921

**Brown & Sharpe – Asia Pacific**  
 Minato-ku, Tokyo, Japan  
 Tel: 81 3 5440 3500 Fax: 81 3 5440 5295  
 Qingdao, China  
 Tel: 86 532 486 2324/2534  
 Fax: 86 532 485 6427  
 Beijing, China  
 Tel: 10 65186561 Fax: 10 65186557  
 Hong Kong, China  
 Tel: 2 881 8007 Fax: 2 894 8064  
 Shanghai, China  
 Tel: 21 6353 5159 Fax: 21 6353 7231  
 Guangzhou, China  
 Tel/Fax: 20 8551 1851 3407  
 Mobile: 139 0846 2504  
 Chongqing, China  
 Mobile: 130 0167 7570/139 0642 9120  
 Singapore  
 Tel: 546 3819 Fax: 542 6476

*shaping the future of measurement*

Brown & Sharpe Coordinate Measuring Systems include a 12 month warranty for hardware and software supported by a world wide network of authorized service centers. Due to continuing product development, Brown & Sharpe reserves the right to change product specifications and price without notice.  
 © 1999 Brown & Sharpe Mfg. Co. All Rights Reserved. Printed in U.S.A. 80-80320-2 10/99